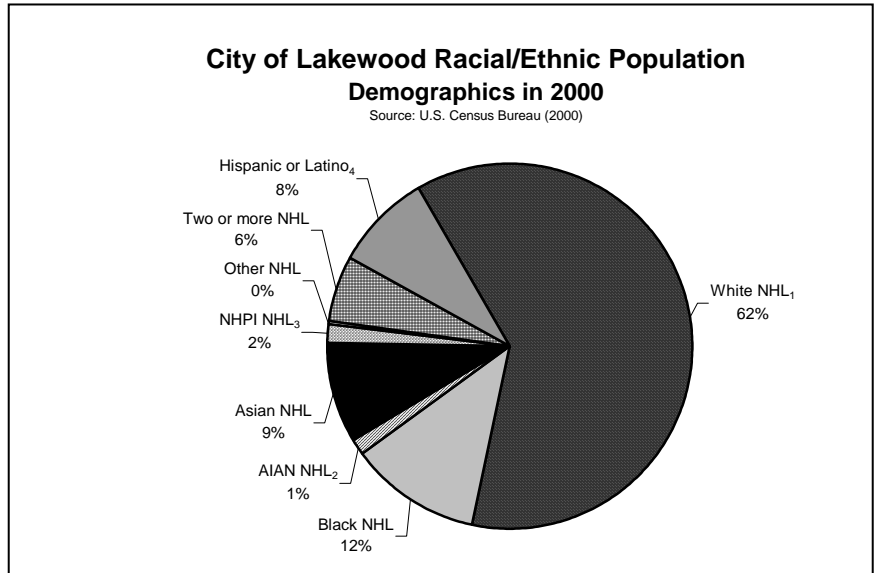


Lakewood Community Picture

Racial & Ethnic Diversity

- **35,829** people identify as *White/Caucasian*
- **6,890** people identify as *Black or African American*
- **5,144** people identify as *Asian*
- **4,941** people identify as *Hispanic or Latino*
- **3,432** people identify as *two or more races*
- **1,032** people identify as *Native Hawaiian or other Pacific Islander*
- **764** people identify as *American Indian, Eskimo or Aleut*
- **179** people identify as *some other race*



Major (>1000 people) Ethnicities (Alone or combined with other ethnicities)	Number of Residents
German	9020
Irish	5190
English	4652
U.S./American	2612
Norwegian	2263
Italian	1918
French (except Basque)	1587
Scotch-Irish	1073
Scottish	1067
People reporting other ancestries (Includes ethnicities with fewer than 1000 people in each category)	31,047

Asian Ethnicities (Alone or combined with other ethnicities)	Number of Residents
Korean	2244
Filipino	1384
Japanese	566
Vietnamese	327
Chinese (not Taiwanese)	200
Asian Indian	105
Other Asian (Includes ethnicities with fewer than 100 people in each category)	382

Hispanic/Latino Ethnicities (Alone or combined with other ethnicities)	Number of Residents
Mexican	2945
Puerto Rican	779
Cuban	80
Other Hispanic or Latino (Includes ethnicities with 75 or fewer people in each category)	

1. NHL = Not Hispanic or Latino
 2. AIAN = American Indian or Alaska Native
 3. NHPI = Native Hawaiian or other Pacific Islander
 4. "Hispanic or Latino" is considered an ethnic category rather than a racial category by the U.S. Census Bureau. Here, people identifying as Hispanic or Latino are placed in a separate category so the pie chart will equal 100% of the population.

Racial & Ethnic Diversity, Cont'd.

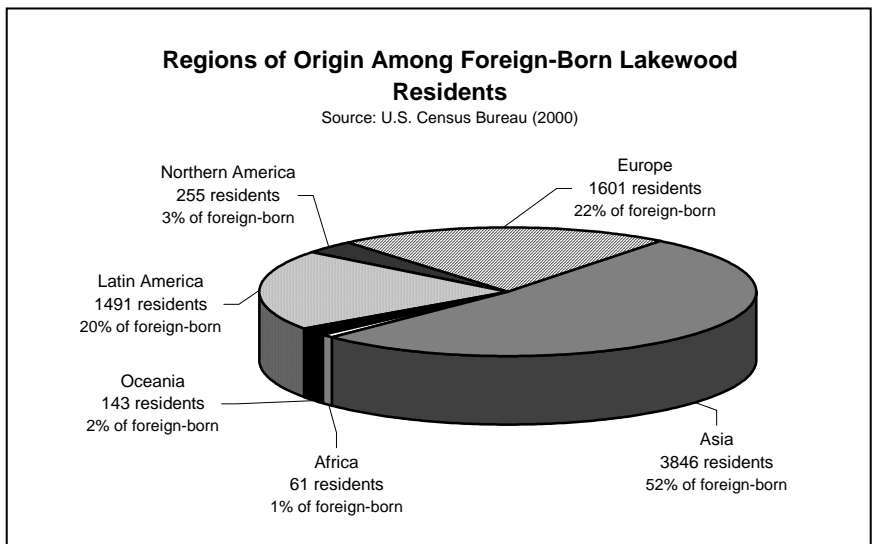
Hispanic Ethnicity & Racial Identification	Number of Residents
Some Other Race	1,889
White/Caucasian	1,095
Two or More Races	665
Black/African American	242
American Indian/Alaskan Native	138
Asian	64
Native Hawaiian/Pacific Islander	38

Breakdown of Two or More Races	Number of Residents
White, Asian	892
White, Black	817
White, AIAN	504
White, Other	458
Black, Asian	189
White, NHPI	153
Asian, NHPI	134
Black, AIAN	129
Black, White, AIAN	122
Black, Other	111
Other combinations	588

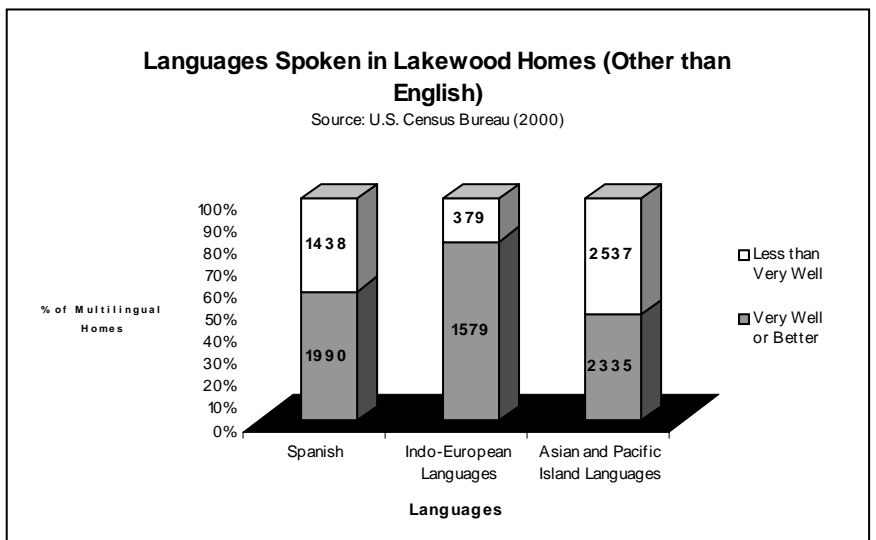
(Includes combinations with 5 or fewer people in each category)

Immigration & Language

- **7397** Lakewood residents were born in outside the United States
- **2284** Lakewood residents entered the United States between 1990 and 2000
- Most foreign-born Lakewood residents immigrated from countries in the **Latin America, Asia, and Europe**
- **3278** people were not yet U.S. citizens in 2000



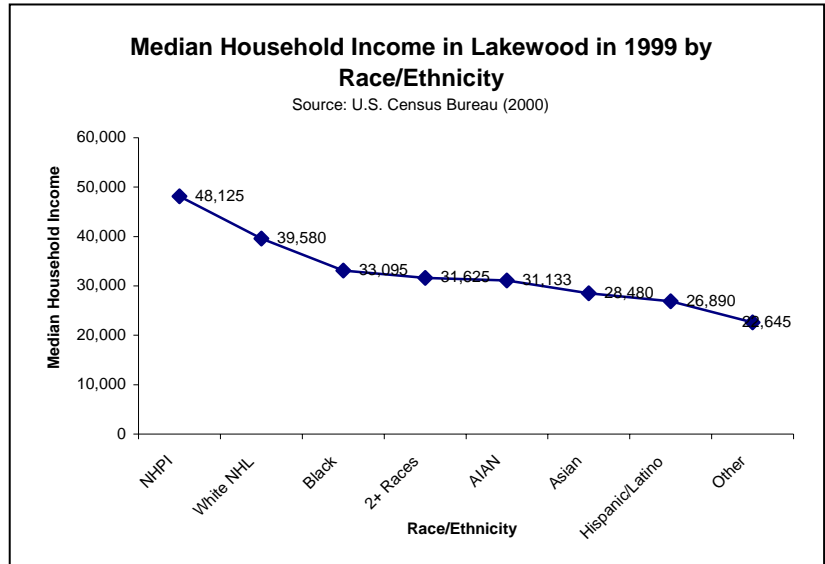
- **10,363** people, 18% of the population, speak a language other than English at home
- Of residents who speak a foreign language at home, **4368** people (8% of the population in Lakewood) speak English "less than very well"
- Census data does not show detailed information about languages residents speak. While specific Indo-European and Asian and Pacific Island languages require more local investigation, we do know that approximately **3428** Lakewood residents speak Spanish at home.



Income & Employment

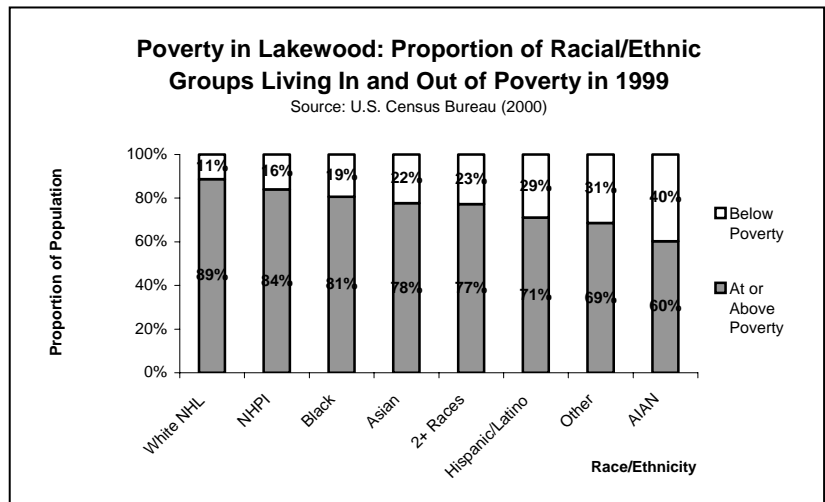
MEDIAN HOUSEHOLD INCOME

- Of **23,902 total households**, the median household income was **\$36,422**.
- Median income in Native Hawaiian/Pacific Islander households was **highest of all other groups** and more than double the median for households in which the householder identified as Some Other Race.
- The **lowest median household income** for a racial/ethnic group in Lakewood was **\$22,645**, in Some Other Race households. The median income in Hispanic/Latino households is only marginally higher.



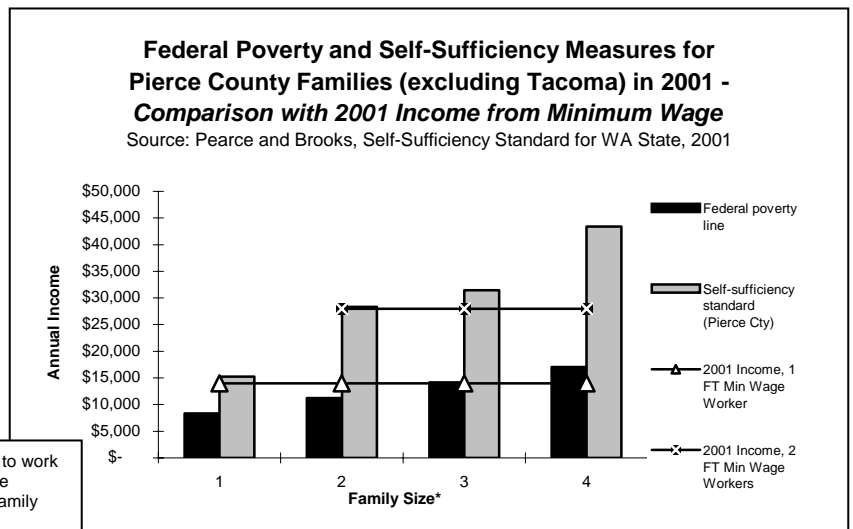
POVERTY

- **8931** Lakewood residents (**16%** of Lakewood's total population) lived below the federal poverty level in 1999.
- **317** American Indian/Alaskan Native residents were living below the poverty line in 1999. **60** of those residents were under 5 years old.
- **1269** children under 5 (**30%** of Lakewood's residents who are under the age of 5) lived below the federal poverty level in 1999.



SELF-SUFFICIENCY

- A full-time (FT) minimum wage job can keep 1 adult and child **just above the federal poverty level** but far below the self-sufficiency standard.
- 2 FT minimum wage workers earn far more than the federal poverty level for any size of family but **still do not reach the self-sufficiency standard** for a family of 3 or 4 in Pierce County.

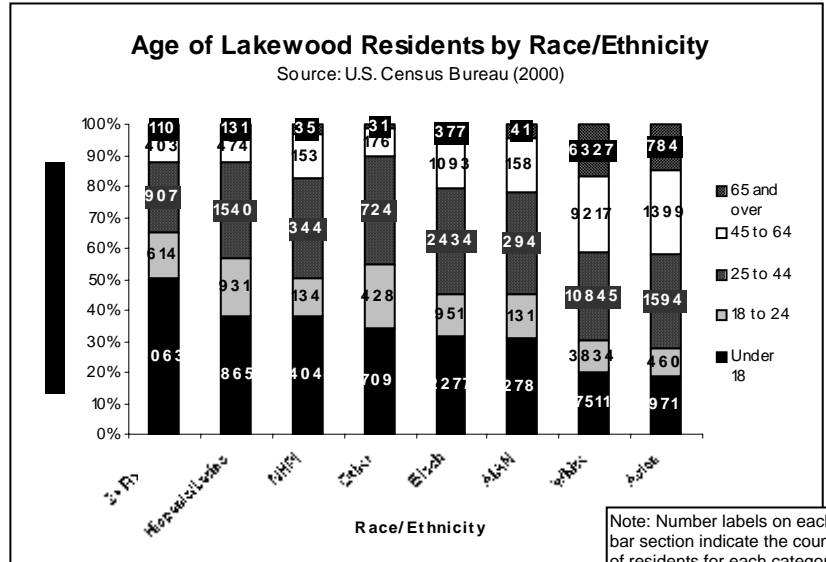


* Combinations of different ages and number of persons with the ability to work cause these standard to vary, sometimes widely. In this chart, the figure presented is an average that was taken from each of these groups, per family size, in order to

Community Mobility

AGE

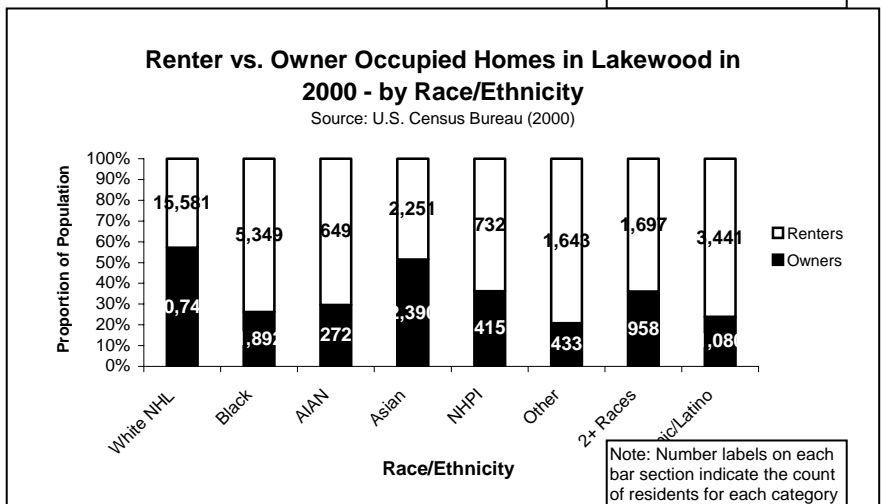
- The median age of the population is 35.
- 41%, or 23,694 people, are 18 to 45 years old. This age group tends to be more mobile than others.
- Over 1/3 of Lakewood residents are under 25 years old.
- Over half the people identifying as Two or More Races are under 18 years of age. Roughly 1/3 of most groups are also under 18, but less than 1/4 of Lakewood residents identifying as White or Asian are under 18.



Note: Number labels on each bar section indicate the count of residents for each category rather than the percent. Bar section sizes indicate approximate percents.

HOUSING

- Of the total Lakewood population, housing is fairly evenly divided between renter and owner occupied units.
- There were 12,435 renter-occupied housing units (includes houses, apartments, etc.) in 2000 – 52% of all housing units in Lakewood.
- Just over half of people identifying as White (non-Hispanic) (57%) and Asian (51%) owned their homes in 2000.
- Roughly 3/4 of people identifying as Black/ African-American (74%), Hispanic/Latino (76%) or Some Other Race (79%) rented their homes in 2000.



Note: Number labels on each bar section indicate the count of residents for each category rather than the percent. Bar section sizes indicate approximate percents.

COMMUTERS

- Among Lakewood residents 16 years of age and over, nearly two-thirds (59%) were in the labor force in 2000 – with an 8.2% unemployment rate.
- Among Lakewood workers who are 16 years of age and over, most (76%) get to work by driving there alone.
- The average travel time to work for Lakewood residents is 25.2 minutes – 59.8 for public transportation and 23.8 for other means of transportation.

